

TopConsole system TP



System accessories Page 507 Monitors, keyboards From page 706/707 Climate control Page 307

Material:

- Enclosure: Sheet steel 1.5 mm
- Door and console cover: Sheet steel, 2.0 mm, all-round foamed-in PU seal
- Mounting plate: Sheet steel 2.5 mm (depth 500 mm), 3.0 mm (depth 400 mm)

Surface finish:

- Enclosure, cover and door: Dipcoat-primed, powder-coated on the outside, textured paint
- Mounting plate: Zinc-plated

Colour:

- RAL 7035

Protection category IP to IEC 60 529

- IP 55 provided gland plates are selected

NEMA protection category:

- NEMA 12 provided suitable gland plates are selected

Supply includes: Console

- Enclosure
- Cover hinged at bottom, including cover retainer
- Open base for individual cable entry

Desk section

- Enclosure
- Hinged lid, 2 stays with automatic latching, automatic unlatching on the left and manual unlatching on the right
- Opening for cable entry into the enclosure base

Pedestal

- Enclosure open at top
- Door or double door with locking rod (with depth 400 mm at the front, with depth 500 mm at the front and rear)
- Depth-adjustable mounting plate (with depth 500 mm)
- Open base for individual cable entry



Also required:

Gland plates, see page 525

Approvals:

- CE
- UL
- cUL

Technical details:

Available on the Internet

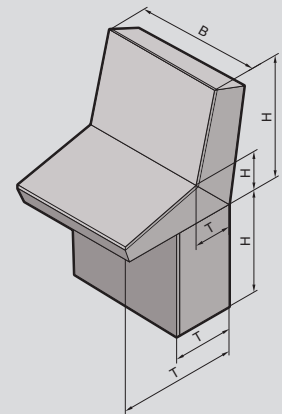
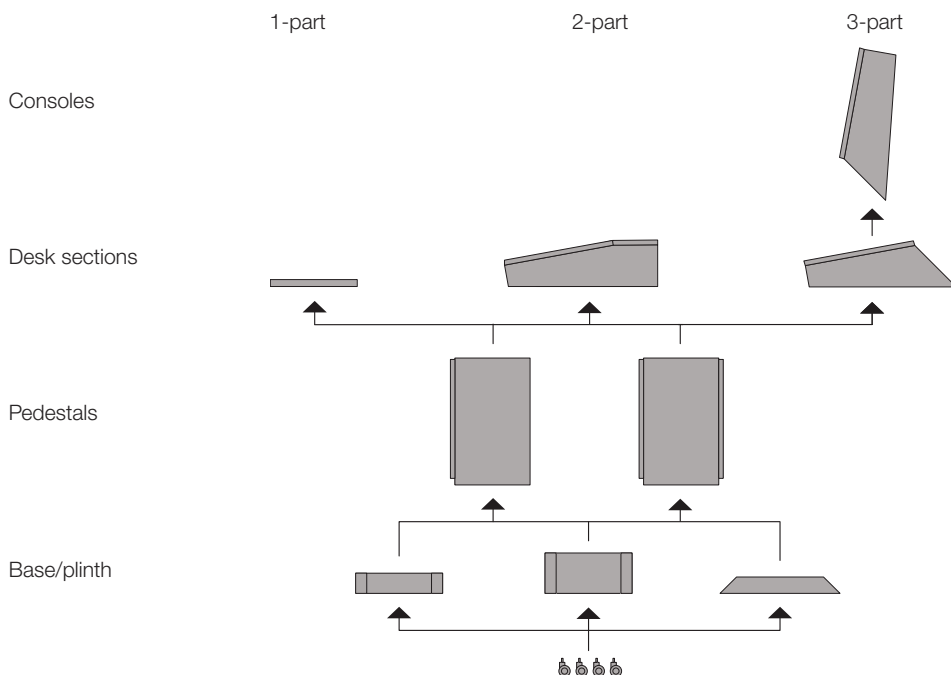


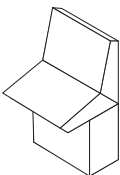
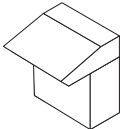
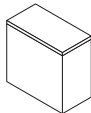
Photo shows a configuration example with equipment not included in the scope of supply

Combination options



TopConsole system TP

600 mm wide

							
Configuration	3-part		2-part		1-part		
Depth of pedestal in mm	400	500	400	500	400	500	

Consoles 700 mm high							
Height (H) mm	Packs of	700					Page
Depth (T) mm		240					
Model No.	1 pc(s).	6720.500					

Accessories							
Partial mounting plates, locatable into rails	Width 200 mm	1 pc(s).	6730.310				597
	Width 500 mm	1 pc(s).	6730.330				597
Rails for interior installation	For width	4 pc(s).	5001.050				605

Desk sections							
Height (H) mm	Packs of	235		235			Page
Depth (T) mm		700		700			
Model No.	1 pc(s).	6714.500		6710.500			

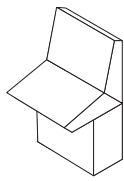
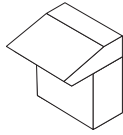
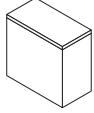
Accessories							
Rails for interior installation	For width	4 pc(s).	5001.050		5001.050		605
Trim panel		1 pc(s).	-		-	5001.130	117

Pedestals								
Height (H) mm	Packs of	675	675	675	675	675	675	Page
Depth (T) mm		400	500	400	500	400	500	
Model No.	1 pc(s).	6700.500	6704.500	6700.500	6704.500	6700.500	6704.500	

Accessories									
Base/plinth components front and rear	Height 100 mm	1 set(s)	8601.600	8601.600	8601.600	8601.600	8601.600	8601.600	513
	Height 200 mm	1 set(s)	8602.600	8602.600	8602.600	8602.600	8602.600	8602.600	513
Base/plinth trim panels, side	Height 100 mm	1 set(s)	8601.040	8601.050	8601.040	8601.050	8601.040	8601.050	514
	Height 200 mm	1 set(s)	8602.040	8602.050	8602.040	8602.050	8602.040	8602.050	514
Cross member		2 pc(s).	8601.450	8601.450	8601.450	8601.450	8601.450	8601.450	520
Gland plates	1-part	1 pc(s).	5001.222	-	5001.222	-	5001.222	-	525
	2-part	1 pc(s).	5001.214	5001.214	5001.214	5001.214	5001.214	5001.214	525
		1 pc(s).	5001.218	5001.222	5001.218	5001.222	5001.218	5001.222	525
Individual For more gland plate variants, see page 532									
Rails for interior installation	For height	4 pc(s).	5001.050	5001.050	5001.050	5001.050	5001.050	5001.050	605
Punched section with mounting flange, 17 x 73 mm	In the depth	4 pc(s).	8612.140	8612.150	8612.140	8612.150	8612.140	8612.150	606
Punched rail 18 x 38 mm	In the depth	4 pc(s).	8612.240	8612.250	8612.240	8612.250	8612.240	8612.250	609
Support strips	In the depth	20 pc(s).	4694.000	4695.000	4694.000	4695.000	4694.000	4695.000	609
Punched section with mounting flange, 17 x 73 mm	For door	4 pc(s).	8612.050	8612.050	8612.050	8612.050	8612.050	8612.050	606
Support strips	For door	20 pc(s).	4596.000	4596.000	4596.000	4596.000	4596.000	4596.000	609
Cable clamp rail		1 pc(s).	5001.080	5001.080	5001.080	5001.080	5001.080	5001.080	665
Sheet steel wiring plan pockets		1 pc(s).	4116.500	4116.500	4116.500	4116.500	4116.500	4116.500	578
TP aluminium strip		1 pc(s).	6731.120	6731.120	6731.120	6731.120	-	-	117
Lock systems	from page 562								

TopConsole system TP

800 mm wide

							
Configuration	3-part		2-part		1-part		
Depth of pedestal in mm	400	500	400	500	400	500	

Consoles 700 mm high							
Height (H) mm	Packs of	700					Page
Depth (T) mm		240					
Model No.	1 pc(s).	6721.500					

Accessories							
Partial mounting plates, locatable into rails	Width 200 mm	1 pc(s).	6730.310				597
	Width 500 mm	1 pc(s).	6730.330				597
	Width 700 mm	1 pc(s).	6730.340				597
Rails for interior installation	For width	4 pc(s).	5001.051				605

Desk sections							
Height (H) mm	Packs of	235		235			Page
Depth (T) mm		700		700			
Model No.	1 pc(s).	6715.500		6711.500			

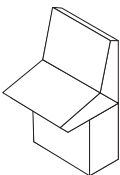
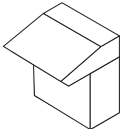
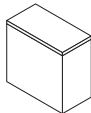
Accessories							
Rails for interior installation	For width	4 pc(s).	5001.051		5001.051		605
Trim panel		1 pc(s).	-		-	5001.140	6730.110

Pedestals								
Height (H) mm	Packs of	675	675	675	675	675	675	Page
Depth (T) mm		400	500	400	500	400	500	
Model No.	1 pc(s).	6701.500	6705.500	6701.500	6705.500	6701.500	6705.500	

Accessories									
Base/plinth components front and rear	Height 100 mm	1 set(s)	8601.800	8601.800	8601.800	8601.800	8601.800	8601.800	513
	Height 200 mm	1 set(s)	8602.800	8602.800	8602.800	8602.800	8602.800	8602.800	513
Base/plinth trim panels, side	Height 100 mm	1 set(s)	8601.040	8601.050	8601.040	8601.050	8601.040	8601.050	514
	Height 200 mm	1 set(s)	8602.040	8602.050	8602.040	8602.050	8602.040	8602.050	514
Cross member		2 pc(s).	8601.450	8601.450	8601.450	8601.450	8601.450	8601.450	520
Gland plates	1-part	1 pc(s).	5001.223	-	5001.223	-	5001.223	-	525
	2-part	1 pc(s).	5001.215	5001.215	5001.215	5001.215	5001.215	5001.215	525
		1 pc(s).	5001.219	5001.223	5001.219	5001.223	5001.219	5001.223	525
	Individual		For more gland plate variants, see page 532						
Rails for interior installation	For height	4 pc(s).	5001.050	5001.050	5001.050	5001.050	5001.050	5001.050	605
Punched section with mounting flange, 17 x 73 mm	In the depth	4 pc(s).	8612.140	8612.150	8612.140	8612.150	8612.140	8612.150	606
Punched rail 18 x 38 mm	In the depth	4 pc(s).	8612.240	8612.250	8612.240	8612.250	8612.240	8612.250	609
Support strips	In the depth	20 pc(s).	4694.000	4695.000	4694.000	4695.000	4694.000	4695.000	609
Support strips	For door	20 pc(s).	4598.000	4598.000	4598.000	4598.000	4598.000	4598.000	609
Cable clamp rail		1 pc(s).	5001.081	5001.081	5001.081	5001.081	5001.081	5001.081	665
Sheet steel wiring plan pockets		1 pc(s).	4118.500	4118.500	4118.500	4118.500	4118.500	4118.500	578
TP aluminium strip		1 pc(s).	6731.120	6731.120	6731.120	6731.120	-	-	117
Lock systems			from page 562						

TopConsole system TP

1200 mm wide

							
Configuration	3-part		2-part		1-part		
Depth of pedestal in mm	400	500	400	500	400	500	

Consoles 700 mm high							
Height (H) mm	Packs of	700					Page
Depth (T) mm		240					
Model No.	1 pc(s).	6722.500					

Accessories							
Partial mounting plates, locatable into rails	Width 200 mm	1 pc(s).	6730.310				597
	Width 500 mm	1 pc(s).	6730.330				597
	Width 700 mm	1 pc(s).	6730.340				597
Rails for interior installation	For width	4 pc(s).	5001.053				605

Desk sections							
Height (H) mm	Packs of	235		235			Page
Depth (T) mm		700		700			
Model No.	1 pc(s).	6716.500		6712.500			

Accessories							
Rails for interior installation	For width	4 pc(s).	5001.053		5001.053		605
Trim panel		1 pc(s).	-		-	5001.160	6730.120
							117

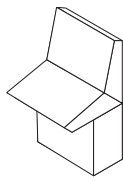
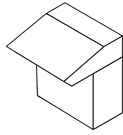
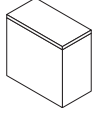
Pedestals								
Height (H) mm	Packs of	675	675	675	675	675	675	Page
Depth (T) mm		400	500	400	500	400	500	
Model No.	1 pc(s).	6702.500	6706.500	6702.500	6706.500	6702.500	6706.500	

Accessories									
Base/plinth components front and rear	Height 100 mm	1 set(s)	8601.200	8601.200	8601.200	8601.200	8601.200	8601.200	513
	Height 200 mm	1 set(s)	8602.200	8602.200	8602.200	8602.200	8602.200	8602.200	513
Base/plinth trim panels, side	Height 100 mm	1 set(s)	8601.040	8601.050	8601.040	8601.050	8601.040	8601.050	514
	Height 200 mm	1 set(s)	8602.040	8602.050	8602.040	8602.050	8602.040	8602.050	514
Cross member		2 pc(s).	8601.450	8601.450	8601.450	8601.450	8601.450	8601.450	520
Gland plates ¹⁾	1-part	1 pc(s).	5001.225	-	5001.225	-	5001.225	-	525
	2-part	1 pc(s).	5001.217	5001.217	5001.217	5001.217	5001.217	5001.217	525
		1 pc(s).	5001.221	5001.225	5001.221	5001.225	5001.221	5001.225	525
	Individual		For more gland plate variants, see page 532						
Rails for interior installation	For height	4 pc(s).	5001.050	5001.050	5001.050	5001.050	5001.050	5001.050	605
Punched section with mounting flange, 17 x 73 mm	In the depth	4 pc(s).	8612.140	8612.150	8612.140	8612.150	8612.140	8612.150	606
Punched rail 18 x 38 mm	In the depth	4 pc(s).	8612.240	8612.250	8612.240	8612.250	8612.240	8612.250	609
Support strips	In the depth	20 pc(s).	4694.000	4695.000	4694.000	4695.000	4694.000	4695.000	609
Punched section with mounting flange, 17 x 73 mm	For door	4 pc(s).	8612.050	8612.050	8612.050	8612.050	8612.050	8612.050	606
Support strips	For door	20 pc(s).	4596.000	4596.000	4596.000	4596.000	4596.000	4596.000	609
Cable clamp rail		1 pc(s).	5001.083	5001.083	5001.083	5001.083	5001.083	5001.083	665
Sheet steel wiring plan pockets		1 pc(s).	4116.500	4116.500	4116.500	4116.500	4116.500	4116.500	578
TP aluminium strip		1 pc(s).	6731.120	6731.120	6731.120	6731.120	-	-	117
Lock systems			from page 562						

¹⁾ With the two-door pedestal, the base opening is divided in two, and 2 sets of gland plates are required.

TopConsole system TP

1600 mm wide

							
Configuration	3-part		2-part		1-part		
Depth of pedestal in mm	400	500	400	500	400	500	

Consoles 700 mm high							
Height (H) mm	Packs of	700					Page
Depth (T) mm		240					
Model No.	1 pc(s).	6723.500					

Accessories							
Partial mounting plates, locatable into rails	Width 200 mm	1 pc(s).	6730.310				597
	Width 500 mm	1 pc(s).	6730.330				597
	Width 700 mm	1 pc(s).	6730.340				597
Rails for interior installation	For width	4 pc(s).	5001.054				605

Desk sections							
Height (H) mm	Packs of	235		235			Page
Depth (T) mm		700		700			
Model No.	1 pc(s).	6717.500		6713.500			

Accessories							
Rails for interior installation	For width	4 pc(s).	5001.054		5001.054		605
Trim panel		1 pc(s).				6730.030	6730.130
							117

Pedestals								
Height (H) mm	Packs of	675	675	675	675	675	675	Page
Depth (T) mm		400	500	400	500	400	500	
Model No.	1 pc(s).	6703.500	6707.500	6703.500	6707.500	6703.500	6707.500	

Accessories									
Base/plinth components front and rear	Height 100 mm	1 set(s)	8601.920	8601.920	8601.920	8601.920	8601.920	8601.920	513
	Height 200 mm	1 set(s)	8602.920	8602.920	8602.920	8602.920	8602.920	8602.920	513
Base/plinth trim panels, side	Height 100 mm	1 set(s)	8601.040	8601.050	8601.040	8601.050	8601.040	8601.050	514
	Height 200 mm	1 set(s)	8602.040	8602.050	8602.040	8602.050	8602.040	8602.050	514
Cross member		2 pc(s).	8601.450	8601.450	8601.450	8601.450	8601.450	8601.450	520
Gland plates ¹⁾	1-part	1 pc(s).	5001.236	–	5001.236	–	5001.236	–	525
	2-part	1 pc(s).	5001.234	5001.234	5001.234	5001.234	5001.234	5001.234	525
		1 pc(s).	5001.235	5001.236	5001.235	5001.236	5001.235	5001.236	525
	Individual		For more gland plate variants, see page 532						
Rails for interior installation	For height	4 pc(s).	5001.050	5001.050	5001.050	5001.050	5001.050	5001.050	605
Punched section with mounting flange, 17 x 73 mm	In the depth	4 pc(s).	8612.140	8612.150	8612.140	8612.150	8612.140	8612.150	606
Punched rail 18 x 38 mm	In the depth	4 pc(s).	8612.240	8612.250	8612.240	8612.250	8612.240	8612.250	609
Support strips	In the depth	20 pc(s).	4694.000	4695.000	4694.000	4695.000	4694.000	4695.000	609
Support strips	For door	20 pc(s).	4598.000	4598.000	4598.000	4598.000	4598.000	4598.000	609
Cable clamp rail	Width 800 mm	1 pc(s).	5001.081	5001.081	5001.081	5001.081	5001.081	5001.081	665
Sheet steel wiring plan pockets		1 pc(s).	4118.500	4118.500	4118.500	4118.500	4118.500	4118.500	578
TP aluminium strip		1 pc(s).	6731.120	6731.120	6731.120	6731.120	–	–	117
Lock systems			from page 562						

¹⁾ With the two-door pedestal, the base opening is divided in two, and 2 sets of gland plates are required.