

# Cable management

## Cable routing



### Cable clamp rails

#### C section for TS, CM, TP

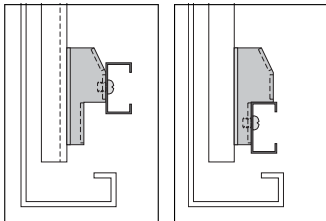
For strain relief with cable entry. The length of the cable clamp rail is tailored to the width of the mounting plate. The mounting bracket included with the supply supports three different installation situations on the mounting plate:

- 1 straight, at a distance of 23 mm from the mounting plate
- 2 straight, at a distance of 10 mm from the mounting plate
- 3 tilted, towards the mounting plate

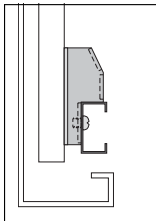
**Material:**  
Sheet steel

**Surface finish:**  
Zinc-plated, passivated

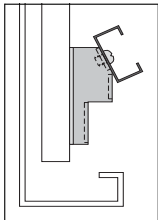
**Supply includes:**  
Two mounting brackets and assembly screws.



1



2



3

For enclosure width mm	Length mm	Model No. CM
600	499	<b>5001.080</b>
800	699	<b>5001.081</b>
1000	899	<b>5001.082</b>
1200	1099	<b>5001.083</b>
1600	1499	<b>5001.084<sup>1)</sup></b>

<sup>1)</sup>Including 3 mounting brackets.

#### + Accessories:

Cable clamps for C rails, see page 1064.



### Cable clamping bracket

For installing in the operating housing with mounting cut-out CP-L and CP-XL.  
Cable clamping optionally via:

- Cable clamps or
- Cable tie SZ 2597.000
- Commercially available cable ties.

Bracket height = 25 mm with fitted C rail 40 mm.

**Material:**  
Sheet steel, zinc-plated, passivated.

**Supply includes:**  
C rail and screws.



Packs of	Model No. CP
1 set	<b>6052.000</b>

#### + Accessories:

Cable clamps, see page 1064.  
Cable ties, see page 1066.

### C rails

may be found under rail systems from page 999.

