

Baying system

Enclosure suites

1 Quick-fit baying clamp, one-piece

for TS/TS

Simply attach the screws, insert the quick-fit baying clamp, tap in with a hammer and lock.

Material:

– Sheet steel

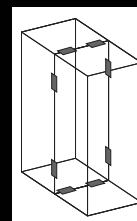
Surface finish:

– Zinc-plated

Supply includes:

– Assembly parts

Packs of	Model No.
6 pc(s).	8800.500



2 Quick-fit baying clamp, three-piece

for TS/TS

Simply locate, connect with the lock plate, and secure.

Material:

– Sheet steel

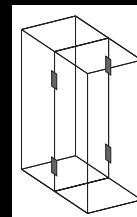
Surface finish:

– Zinc-plated

Supply includes:

– Assembly parts

Packs of	Model No.
6 pc(s).	8800.590



3 Baying clamp, horizontal

for TS/TS, TS/PS

For mounting on the horizontal enclosure sections.

Material:

– Cast steel


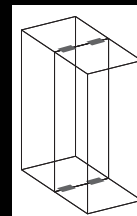
Surface finish:

– Zinc-plated

Supply includes:

– Assembly parts

Packs of	Model No.
4 pc(s).	8800.400



4 Baying clamp, vertical

for TS/TS

For mounting on the vertical enclosure sections.

Material:

– Sheet steel

Surface finish:

– Zinc-plated

Supply includes:

– Assembly parts

Packs of	Model No.
6 pc(s).	8800.410

