

Interior installation

Mounting plates



Hinge attachment for partial mounting plate TS, SE

Material:

- Steel

Surface finish:

- Zinc-plated

Supply includes:

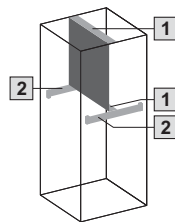
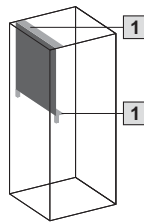
- Assembly parts

Examples

In the highest or lowest position

Front

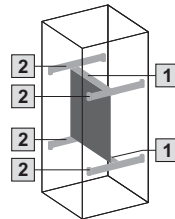
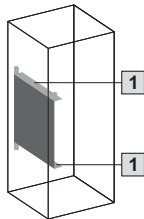
Set back



In a central position

Front

Set back



Packs of	Model No.
1 pc(s).	8614.100



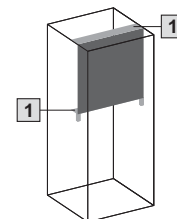
Also required:

- [1] Installation kit for swing frame, small, for enclosure width 600 mm 2377.860, 800 mm 2377.880, see page 796
- [2] PS punched section without mounting flange 23 x 73 mm according to the enclosure depth, see page 723, support brackets 8800.330, see page 731 depending on the installation position

Side installation:

In conjunction with hinge, for side panel, see page 644, for an enclosure depth of 600 or 800 mm, side installation is identical to installation parallel to the front

Side installation



Partial mounting plates, locatable

for TS, SE, TP

For installation in

- Console and desk unit on the system rails for interior installation
- Pedestal at the side of punched sections with mounting flanges or support strips fitted in the depth
- Other enclosures mounted on rails with 25 mm pitch pattern punchings

For easy mounting on pre-fitted assembly screws. Bayable by screw-fastening at the sides.

Material:

- Sheet steel

Surface finish:

- Zinc-plated

Supply includes:

- Assembly parts

Width mm	Height mm	Packs of	Model No.
200	437	1 pc(s).	6730.310
500	437	1 pc(s).	6730.330
700	437	1 pc(s).	6730.340

For console/desk unit width mm	Max. partial mounting plates that may be installed
600	1 x 6730.330
800	1 x 6730.340
1200	2 x 6730.310 1 x 6730.340
1600	1 x 6730.330 1 x 6730.340

[1] From width 500 mm

