





RiLine NH fuse elements

NH fuse-switch disconnectors size 3 (3-pole)

Design	Packs of	NH bus-mounting fuse-switch disconnectors for bar systems		NH fuse-switch disconnectors for mounting plate assembly		Page
Rated operating current		630 A	630 A	630 A	630 A	
Rated operating voltage		690 V~	690 V~	690 V~	690 V~	
Cable outlet		top/bottom	top/bottom	top/bottom	top/bottom	
Type of connection		Box terminal	Screw M10	Box terminal	Screw M10	
Connection of round conductors mm ²		95 – 300 ¹⁾	up to 300	95 – 300 ¹⁾	up to 300	
Clamping area for laminated copper bars W x H mm		32 x 10 – 20	50 x 10	32 x 10 – 20	50 x 10	
Width mm		250	250	250	250	
Height mm		298	298	298	298	
Approvals						
For bar systems with centre-to-centre spacing mm		60	60	–	–	
For bar thickness mm		5/10	5/10	–	–	
Model No. SV	1	9343.300	9343.310	9344.300	9344.310	
Also required						
Busbar adaptor For mounting NH fuse-switch disconnectors on bar systems with 100 mm centre-to-centre spacing	1	–	–	–	9344.830	324
Accessories						
Micro-switch	2	9344.510	9344.510	9344.510	9344.510	324
Connection space cover	2	9344.550	9344.550	9344.550	9344.550	323
Box terminal	3	–	9344.620	–	9344.620	323
Arcing chamber	3	9344.680	9344.680	9344.680	9344.680	323
Laminated copper bars		■	■	■	■	314

¹⁾ Connection of sector-shaped conductors 120 – 300 mm².

NH fuse-switch disconnectors size 3 (3-pole), with electronic fuse monitoring

Design	Packs of	NH bus-mounting fuse-switch disconnectors for bar systems		NH fuse-switch disconnectors for mounting plate assembly		Page
Rated operating current		630 A	630 A	630 A		
Rated operating voltage		400 – 690 V~	400 – 690 V~	400 – 690 V~		
Cable outlet		top/bottom	top/bottom	top/bottom		
Type of connection		Box terminal	Screw M10	Screw M10		
Connection of round conductors mm ²		95 – 300 ¹⁾	up to 300	up to 300		
Clamping area for laminated copper bars W x H mm		32 x 10 – 20	50 x 10	50 x 10		
Width mm		250	250	250		
Height mm		298	298	298		
For bar systems with centre-to-centre spacing mm		60	60	–		
For bar thickness mm		5/10	5/10	–		
Model No. SV	1	9343.320	9343.330	9344.330		
Also required						
Busbar adaptor For mounting NH fuse-switch disconnectors on bar systems with 100 mm centre-to-centre spacing	1	–	–	9344.830		324
Accessories						
Micro-switch	2	9344.510	9344.510	9344.510		324
Connection space cover	2	9344.550	9344.550	9344.550		323
Box terminal	3	–	9344.620	9344.620		323
Arcing chamber	3	9344.680	9344.680	9344.680		323
Laminated copper bars		■	■	■		314


¹⁾ Connection of sector-shaped conductors 120 – 300 mm².

RiLine NH fuse elements

NH fuse-switch disconnectors size 3 (3-pole), with electromechanical fuse monitoring

Design	Packs of	NH bus-mounting fuse-switch disconnectors for bar systems		NH fuse-switch disconnectors for mounting plate assembly	Page
Rated operating current		630 A	630 A	630 A	
Rated operating voltage		690 V~	690 V~	690 V~	
Cable outlet		top/bottom	top/bottom	top/bottom	
Type of connection		Box terminal	Screw M10	Screw M10	
Connection of round conductors mm ²		95 – 300 ¹⁾	up to 300	up to 300	
Clamping area for laminated copper bars W x H mm		32 x 10 – 20	50 x 10	50 x 10	
Width mm		250	250	250	
Height mm		298	298	298	
For bar systems with centre-to-centre spacing mm		60	60	–	
For bar thickness mm		5/10	5/10	–	
Model No. SV	1	9343.340	9343.350	9344.350	
Also required					
Busbar adaptor For mounting NH fuse-switch disconnectors on bar systems with 100 mm centre-to-centre spacing	1	–	–	9344.830	324
Accessories					
Micro-switch	2	9344.510	9344.510	9344.510	324
Connection space cover	2	9344.550	9344.550	9344.550	323
Box terminal	3	–	9344.620	9344.620	323
Arcing chamber	3	9344.680	9344.680	9344.680	323
Laminated copper bars		■	■	■	314

¹⁾ Connection of sector-shaped conductors 120 – 300 mm².



Rittal Denmark

RITTAL A/S
Dybendalsvænget 4 · DK-2630 Taastrup
Phone: +45 70 25 59 00 · Fax: +45 70 25 59 01
E-mail: info@rittal.dk · www.rittal.dk